










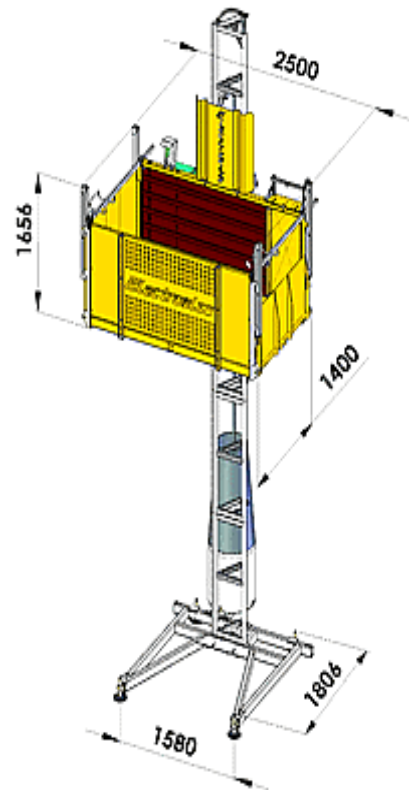


Transport platform

EHPM 1200

EHPM 1200		1200 Kg
	+ 1100 Kg	
	+ 1000 Kg	
	+ 900 Kg	
	+ 800 Kg	
	+ 700 Kg	



Technical Data EHPM 1200	
Max pay-load capacity	1200 kg
Lifting speed	12 m / min
Max tied height	120 m
Platform dimensions	2360 x 1311 mm
Input power range	380 / 415 V, 50 / 60 Hz, 3 Ph
Protection switch	16 A
Power of the motors	2 x 3 kW
Starting current	110 A
Minimum line power required (suggested)	10 kW

ARISTARCHUS Ltd

e-mail : info@aristarchus.eu